

DOSIER ILUMINACIÓN INDUSTRIAL



Escanea para ver nuestro
Dosier de Iluminación
Industrial



Dosier iluminación industrial: Iluminación industrial eficiente con LED.

La iluminación industrial es clave para la eficiencia, seguridad y bienestar de los trabajadores. Una buena iluminación en fábricas y almacenes mejora la productividad, reduce accidentes y disminuye la fatiga visual. Las luminarias LED son una opción eficiente, reduciendo el consumo energético hasta un 80% y contribuyendo al ahorro de costos operativos y a un menor impacto ambiental.

Dossiê Iluminação industrial: Iluminação industrial eficiente com LED.

A iluminação industrial é fundamental para a eficiência, segurança e bem-estar dos trabalhadores. Uma boa iluminação em fábricas e armazéns melhora a produtividade, reduz acidentes e diminui a fadiga visual. As luminárias LED são uma opção eficiente, reduzindo o consumo de energia em até 80% e contribuindo para a economia de custos operacionais e para um menor impacto ambiental.

Industrial Lighting Brochure: Efficient industrial lighting with LED.

Industrial lighting is key to the efficiency, safety, and well-being of workers. Good lighting in factories and warehouses improves productivity, reduces accidents, and decreases visual fatigue. LED luminaires are an efficient option, reducing energy consumption by up to 80% and contributing to cost savings and a lower environmental impact.

Dossier Illuminazione industriale: Illuminazione industriale efficiente con LED.

L'illuminazione industriale è fondamentale per l'efficienza, la sicurezza e il benessere dei lavoratori. Una buona illuminazione in fabbriche e magazzini migliora la produttività, riduce gli incidenti e diminuisce la fatica visiva. Le lampade LED sono una scelta efficiente, riducendo il consumo energetico fino all'80% e contribuendo al risparmio sui costi operativi e a un minore impatto ambientale.

ILUMINACIÓN CAMPANAS

Campânulas LED | LED high bays | Campâne LED



MODEL	GAMA	W	Lm W												
ASTRO FDL	LED	300 400 500	130			80°	IP65	CRI80	-	100-277V AC	P.F≥0.9		IK10		PG 400
MHL NSF	LED	80 100 150	148			90°	IP66	CRI80	0-10V *D3	100-277V AC	P.F≥0.98		IK10		PG 401
ASTRO X2	LED	100 150 200*	190	 		120°	IP66	CRI70	1-10V *D3, D6	100-277V AC	P.F≥0.95		IK10		PG 402
ASTRO V5	LED	100 150 200	140	 		120°	IP65	CRI80	0-10V *D16	120-277V AC	P.F0.9		IK10		PG 404
ASTRO F3	LED	100 150 200	160	 		120°	IP65	CRI80	0-10V *D16	120-277V AC	P.F0.9		IK10		PG 406
QUARK D3	LED	100 150 200	130	 		100°	IP65	CRI80	-	200-240V AC	P.F0.9		IK10		PG 408
ASTRO S5	LED	120w 150w 200	140			90°-60°	IP65	CRI80	0-10V	120-277V AC	P.F≥0.9		IK08		PG 409
ASTRO F4	LED	100 150 200	160			120°	IP65	CRI80	1-10V	120-277V AC	P.F0.97		IK10		PG 410
ASTRO V6	LED	100 150 200	140			120°	IP65	CRI80	1-10V	120-277V AC	P.F0.97		IK10		PG 411
LINEAR FDL V2	LED	100 150 200	140			90x120°	IP65	CRI80	-	120-240V AC	P.F0.97		IK10		PG 412



ASTRO FDL



ASTRO FDL

IP65 IK10 CRI80 Line-Earth: 4Kv

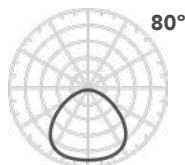
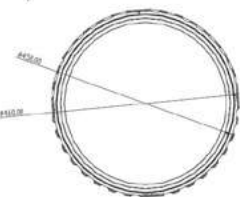
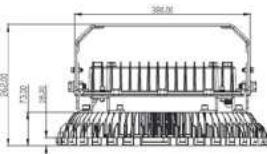
REF	W	Lm	Color	Beam	Angle
ASTROFDL300B	300	39000	6500K	NG	80°
ASTROFDL400B	400	52000	6500K	NG	80°
ASTROFDL500B	500	65000	6500K	NG	80°

V AC100-277 P.F.>0.9 -20°C ~ +50°C L70B50 200000h

Dimensiones | Dimensões | Dimensions | Dimensiuni

H: 262 mm Ø: 450 mm 8.58 kg 1

ADC12 PC-Tr



Accesorios | Acessórios | Accessories | Accessori

BRACKET300500A2 | ASTRO BRACKET pg. 415

BRACKET300500A3 | ASTRO BRACKET pg. 415

MHLRADAR | MHL SENSOR pg. 484



MHL NSF



MHL NSF

IP66 IK10 CRI80 DALI

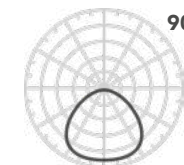
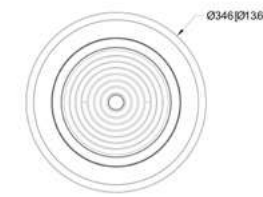
REF	W	Lm	Color	Beam	Angle	Control
MHLNSF80F	80	10400	4000K	GR	90°	0-10V
MHLNSF100F	100	14500	4000K	GR	90°	0-10V
MHLNSF150F	150	22200	4000K	GR	90°	0-10V

V AC100-277 P.F.>0.98 -40°C ~ +50°C L70B50 200000h

Dimensiones | Dimensões | Dimensions | Dimensiuni

H: 172.5 mm Ø: 346 mm W: 125 mm 3.4 kg 1

D



Accesorios | Acessórios | Accessories | Accessori

ROB2460 | KIT Emergencia pg.

ROB2460-3 | KIT Emergencia pg.

ROB960 | KIT Emergencia pg.



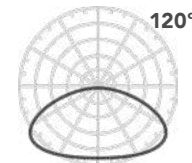
ASTRO X2



Dimensiones | Dimensões | Dimensions | Dimensiuni



1	H: 172 mm	Ø: 290 mm	2.8 kg	1
2	H: 172 mm	Ø: 338 mm	4.1 kg	1



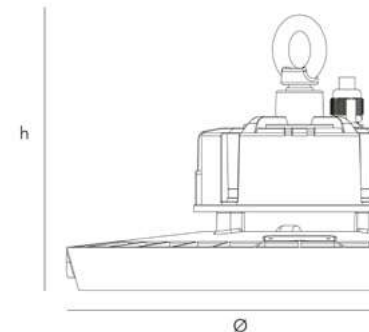
ASTRO X2



* Ver | see | vedere pg. 27

REF	W	Lm	Color	Beam	Temp	Mount	Voltage
1 ASTROFDLX2100F	100*	19000	4000K	120°	NG	1-10V	A60 A90
1 ASTROFDLX2100B	100*	19000	6000K	120°	NG	1-10V	
1 ASTROFDLX2150F	150*	28500	4000K	120°	NG	1-10V	
1 ASTROFDLX2150B	150*	28500	6000K	120°	NG	1-10V	
2 ASTROFDLX2200F	200*	38000	4000K	120°	NG	1-10V	
2 ASTROFDLX2200B	200*	38000	6000K	120°	NG	1-10V	

* Más opciones de W disponibles, consultar con un gestor de servicios de ROBLAN | Mais opções W disponíveis, consulte um gerente de serviço ROBLAN.
* More W options available, consult with a ROBLAN service manager | Altre opzioni W disponibili, consultare un responsabile dell'assistenza ROBLAN.



Accesorios | Acessórios | Accessories | Accessori



LENS90X2F2V4M | Astro Acces
pg. 414



BRACKETV2X100150 | ASTRO
BRACKET
pg. 415

BRACKETV4X2F2A | ASTRO
BRACKET
pg. 415



MHLRADAR | MHL SENSOR
pg. 484



BRACKETV2X200 | ASTRO
BRACKET
pg. 415

BRACKETV4X2F2B | ASTRO
BRACKET
pg. 415



ASTRO V5



ASTRO V5

IP65 IK10 CRI80 KvL-N: 4kV(2S)

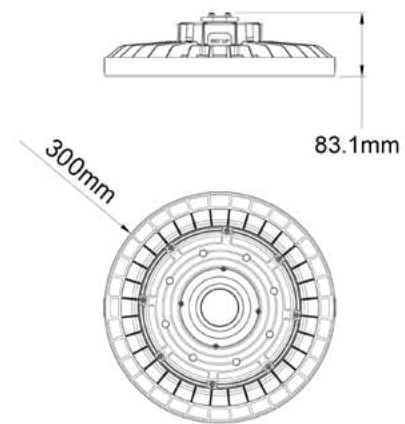
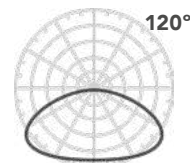
* Ver | see | vedere pg. 27

REF	W	Lm	☀	🏠	⚡	🔄	🔧	🔧	🔧
ASTROFDLV5100F	100	14000	4000K	NG	120°	0-10V	A60 A90	D16	E18
ASTROFDLV5100FS	100	14000	4000K	NG	120°	0-10V			
ASTROFDLV5100B	100	14000	6000K	NG	120°	0-10V			
ASTROFDLV5100BS	100	14000	6000K	NG	120°	0-10V			
ASTROFDLV5150F	150	21000	4000K	NG	120°	0-10V			
ASTROFDLV5150FS	150	21000	4000K	NG	120°	0-10V			
ASTROFDLV5150B	150	21000	6000K	NG	120°	0-10V			
ASTROFDLV5150BS	150	21000	6000K	NG	120°	0-10V			
ASTROFDLV5200F	200	28000	4000K	NG	120°	0-10V			
ASTROFDLV5200FS	200	28000	4000K	NG	120°	0-10V			
ASTROFDLV5200B	200	28000	6000K	NG	120°	0-10V			
ASTROFDLV5200BS	200	28000	6000K	NG	120°	0-10V			

⚡ V AC120-277 🔄 P.F.0.9 🌡 -40°C ~ +50°C ⌚ L90B10 51000h

Dimensiones | Dimensões | Dimensions | Dimensiuni

H: 83 mm Ø: 300 mm 1.8 kg 6



Accesorios | Acessórios | Accessories | Accessori

- REFLEC5F3ALUM | Astro Acces pg. 414
- REFLEC5F3PC | Astro Acces pg. 414
- SENSMOVZHAGA | SENSOR pg. 488
- SENSMOVZHAGA | SENSOR pg. 488
- CONTSENSV5F3 | Astro Acces pg. 414



ASTRO F3



ASTRO F3

IP65
 IK10
 CRI80
 KvL-N: 6kV(12Ω)
 Z

* Ver | see | vedere pg. 27

REF	W	Lm	Color	Beam	Temp	Mount	Dim
ASTROFDLF3100C	100	13500	3000K	NG	120°	0-10V	
ASTROFDLF3100CS	100	13500	3000K	NG	120°	0-10V	Z
ASTROFDLF3100F	100	16000	4000K	NG	120°	0-10V	
ASTROFDLF3100FS	100	16000	4000K	NG	120°	0-10V	Z
ASTROFDLF3100B	100	16000	6000K	NG	120°	0-10V	
ASTROFDLF3100BS	100	16000	6000K	NG	120°	0-10V	Z
ASTROFDLF3150C	150	20500	3000K	NG	120°	0-10V	
ASTROFDLF3150CS	150	20500	3000K	NG	120°	0-10V	Z
ASTROFDLF3150F	150	24000	4000K	NG	120°	0-10V	
ASTROFDLF3150FS	150	24000	4000K	NG	120°	0-10V	Z
ASTROFDLF3150B	150	24000	6000K	NG	120°	0-10V	
ASTROFDLF3150BS	150	24000	6000K	NG	120°	0-10V	Z
ASTROFDLF3200C	200	27000	3000K	NG	120°	0-10V	
ASTROFDLF3200CS	200	27000	3000K	NG	120°	0-10V	Z
ASTROFDLF3200F	200	32000	4000K	NG	120°	0-10V	
ASTROFDLF3200FS	200	32000	4000K	NG	120°	0-10V	Z
ASTROFDLF3200B	200	32000	6000K	NG	120°	0-10V	
ASTROFDLF3200BS	200	32000	6000K	NG	120°	0-10V	Z

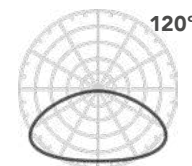
A60
A90
D16
E18

V AC120-277
 P.F.0.9
 -40°C ~ +50°C
 L90B50 51000h

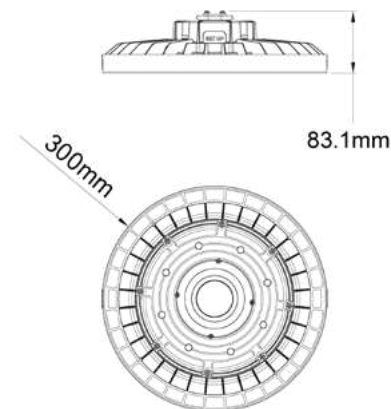
Dimensiones | *Dimensões* | Dimensions | *Dimensioni*



H: 83 mm Ø: 300 mm 1.8 kg 6



ADC12
 PC-Tr
 ATC



Accesorios | *Acessórios* | Accessories | *Accessori*

REFLECV5F3ALUM | Astro Acces
pg. 414

REFLECV5F3PC | Astro Acces
pg. 414

SENSMOVLUZHAGA | SENSOR
pg. 488

SENSMOVZHAGA | SENSOR
pg. 488

CONTSENSV5F3 | Astro Acces
pg. 414



QUARK D3



QUARK D3

IP65 IK10 CRI80

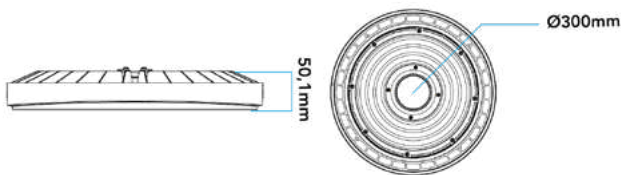
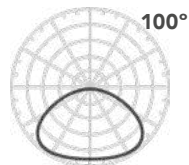
REF	W	Lm	Color	Beam	Angle
QUARKD3100F	100	13000	4000K	NG	100°
QUARKD3100B	100	13000	6000K	NG	100°
QUARKD3150F	150	19500	4000K	NG	100°
QUARKD3150B	150	19500	6000K	NG	100°
QUARKD3200F	200	26000	4000K	NG	100°
QUARKD3200B	200	26000	6000K	NG	100°

V AC200-240 P.F.>0.9 -20°C ~ +50°C 50000 L70B10 50000h

Dimensiones | Dimensões | Dimensions | Dimensioni

H: 50.1 mm Ø: 300 mm 1.4 kg 6

ADC12 PC-Tr



Accesorios | Acessórios | Accessories | Accessori

BRACKETV5F3 | ASTRO BRACKET
pg. 415



ASTRO SS



ASTRO SS

IP65 IK08 KvL-N:4kV/6kV

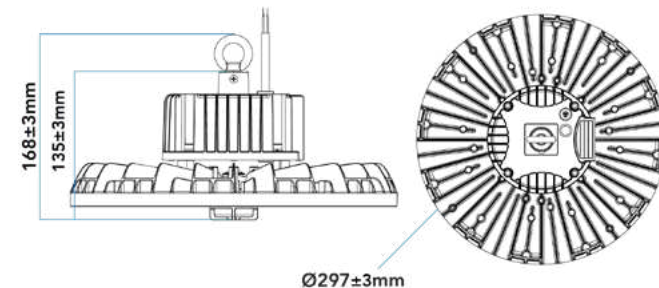
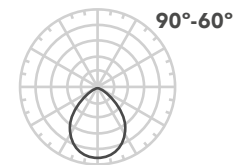
REF	Lm	Color	Beam	Angle	Life
ASTROSS6362CCT	120W:16800Lm 150W:21000Lm 200W:28000	4000 / 5000 / 6500	NG	90°-60°	L70B50 50000h

V AC120-277 P.F.>0.9 -30°C ~ +50°C L70B50 50000h

Dimensiones | Dimensões | Dimensions | Dimensioni

H: 168 mm Ø: 297 mm 2.44 kg 1

ADC12 PC-Op





ASTRO F4



ASTRO V6



ASTRO F4



ASTRO V6



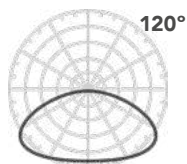
REF	W	Lm	Beam	Color	Angle	Voltage	Mount
1 ASTROFDLF4100CCTS	100	16000	6500/4000	■ NG	120°	1-10V	A60 A90
1 ASTROFDLF4150CCTS	150	24000	6500/4000	■ NG	120°	1-10V	
2 ASTROFDLF4200CCTS	200	32000	6500/4000	■ NG	120°	1-10V	

REF	W	Lm	Beam	Color	Angle	Voltage	Mount
1 ASTROFDLV6100CCTS	100	14000	6500/4000	■ NG	120°	1-10V	A60 A90
1 ASTROFDLV6150CCTS	150	21000	6500/4000	■ NG	120°	1-10V	
2 ASTROFDLV6200CCTS	200	28000	6500/4000	■ NG	120°	1-10V	



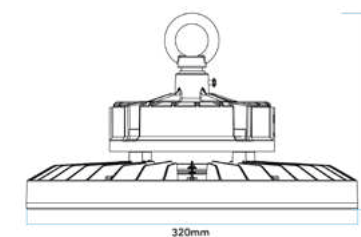
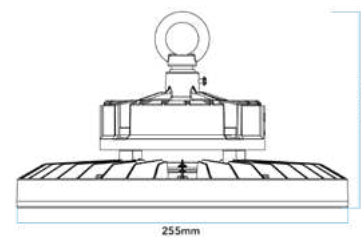
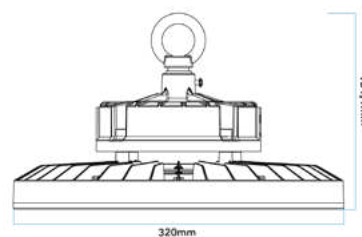
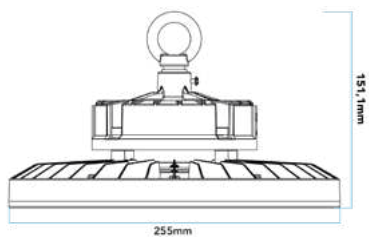
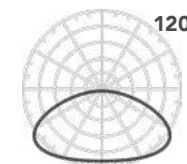
Dimensiones | Dimensões | Dimensions | Dimensiuni

REF	H: mm	Ø: mm	Qty
1	151.1	255	4
2	151.1	320	4



Dimensiones | Dimensões | Dimensions | Dimensiuni

REF	H: mm	Ø: mm	Qty
1	151.1	255	4
2	151.1	320	4





LINEAR FDL V2



LINEAR FDL V2

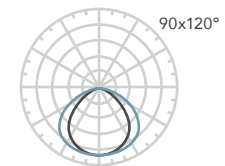
IP65 IK10 CRI80

REF	W	Lm	Light Output	Color	Beam Angle
2 LINEARFDLV2100CCT	100	14000	6500/4000	■ NG	90x120°
3 LINEARFDLV2150CCT	150	21000	6500/4000	■ NG	90x120°
1 LINEARFDLV2200CCT	200	28000	6500/4000	■ NG	90x120°

V AC120-240 P.F.00.97 -20°C ~ +50°C CCT

Dimensiones | Dimensões | Dimensions | Dimensioni

1	H: 110.9 mm	L: 1065,6 mm	W: 114.15 mm
2	H: 110.9 mm	L: 616 mm	W: 114.15 mm
3	H: 110.9 mm	L: 815,6 mm	W: 114.15 mm



1



2



3

Accesorios | Acessórios | Accessories | Accessori

BRACKETLINEARV2 | LINEAR BRACKET
pg. 416

ASTROLENS60150



Óptica de 60° para campanas ASTRO X-F de 100-150W | Óptica de 60° para exaustores ASTRO XF de 100-150 W | Optic lens 60° for ASTRO High Bay 100-150W | Ottica 60° per cappe ASTRO XF 100-150W

ASTROLENS90150



Óptica de 90° para campanas ASTRO X-F de 100-150W | Óptica de 90° para exaustores ASTRO XF de 100-150 W | Optic lens 90° for ASTRO High Bay 100-150W | Ottica 90° per cappe ASTRO XF 100-150W

ASTROLENS60240



Óptica de 60° para campanas ASTRO X-F de 200W | Óptica de 60° para exaustores ASTRO XF de 200 W | Optic lens 60° for ASTRO High Bay 200W | Ottica 60° per cappe ASTRO XF 200W

ASTROLENS90240



Óptica de 90° para campanas ASTRO X-F de 200W | Óptica de 90° para exaustores ASTRO XF de 200 W | Optic lens 90° for ASTRO High Bay 200W | Ottica 90° per cappe ASTRO XF 200W

LENS90X2F2V4M



Óptica de 90° para campanas ASTRO X2-F2 - V4 de 100-150W | Óptica de 90° para exaustores ASTRO X2-F2 - V4 de 100-150 W | Optic lens 90° for ASTRO High Bay X2-F2-V4 of 100-150W | Ottica 90° per cappe ASTRO X2-F2 - V4 100-150W

CONTSENSV5F3




Control remoto sensor para campanas V5/F3 | Control remoto de sensor para V5/F3 | Remote sensor control for V5/F3 | Telecomando per sensore per V5/F3

REFLECV5F3PC




Reflector PC para campanas V5/F3 | Refletor PC para V5/F3 | PC reflector for V5/F3 | Riflettore PC per V5/F3

LENS60F3V5



Óptica de 60° para campanas ASTRO F3 - V5 (100-150-200W) | Óptica de 60° para exaustores ASTRO F3-V5 (100-150-200W) | Optic lens 60° for ASTRO High Bay F3-V5 (100-150-200W) | Ottica 60° per cappe ASTRO F3-V5 (100-150-200W)

LENS60X2F2V4M



Óptica de 60° para campanas ASTRO X2-F2-V4 de 100-150W | Óptica de 60° para exaustores X2-F2-V4 de 100-150W | Optic lens 60° for ASTRO High Bay X2-F2-V4 of 100-150W | Ottica 60° per cappe ASTRO X2-F2-V4 di 100-150W

LENS90F3V5



Óptica de 90° para campanas ASTRO F3-V5 (100-150-200W) | Óptica de 90° para exaustores ASTRO F3-V5 (100-150-200W) | Optic lens 90° for ASTRO High Bay F3-V5 (100-150-200W) | Ottica 90° per cappe ASTRO F3-V5 (100-150-200W)

LENS60X2F2V4L



Óptica de 60° para campanas ASTRO X2-F2-V4 de 200W | | 60° Optic for ASTRO X2-F2-V4 200W High Bays |

REFLECV5F3ALUM



Reflector de aluminio para campanas V5/F3 50° | | Alum reflector for highbays V5/F3 50° |

BRACKETFDL100



Soporte para Campana LED ASTRO X-V3-V2-F 100W-Negro | Soporte para LED High Bay ASTRO X-V3-V2-F 100W-Preto | 100W ASTRO X-V3-V2-F LED High Bay Lamp Bracket-Black | Staffa per LED High Bay ASTRO X-V3-V2-F 100W-Nero

BRACKETFDL150



Soporte para Campana LED ASTRO 150W-Negro | Soporte para LED High Bay ASTRO 150W-Preto | 150W ASTRO LED High Bay Lamp Bracket-Black | Staffa per LED High Bay ASTRO 150W-Nero

BRACKETFDL200



Soporte para Campana LED ASTRO 200W-Negro | Soporte para LED High Bay ASTRO 200W-Preto | 200W ASTRO LED High Bay Lamp Bracket-Black | Staffa per LED High Bay ASTRO 200W-Nero

BRACKET300500A3



Soporte para Campana LED ASTRO 300-500W-Negro. Base en ángulo | Soporte para LED High Bay ASTRO 300-500W-Black. base angular | 300-500W ASTRO LED High Bay Lamp Bracket-Black. Angle base | Supporto per LED High Bay ASTRO 300-500W-Nero. base inclinata

BRACKET300500A2



Soporte para Campana LED ASTRO 300-500W-Negro. Base plana | Soporte para LED High Bay ASTRO 300-500W-Black. base plana | 300-500W ASTRO LED High Bay Lamp Bracket-Black. Flat base | Supporto per LED High Bay ASTRO 300-500W-Nero. fondo piatto

BRACKETV2X100150



Soporte para Campana LED ASTRO X-X2-V3-V4-F-F2 100W/150W - Negro | Soporte para LED High Bay ASTRO X-X2-V3-V4-F-F2 100W/150W - Preto | 100W/150W ASTRO X-X2-V3-V4-F-F2 LED High Bay Lamp Bracket-Black | Staffa per LED High Bay ASTRO X-X2-V3-V4-F-F2 100W/150W - Nero

BRACKETV2X200



Soporte para Campana LED ASTRO X-X2-V3-V4-F-F2 200W - Negro | Soporte para LED High Bay ASTRO X-X2-V3-V4-F-F2 200W - Preto | 200W ASTRO X-X2-V3-V4-F-F2 LED High Bay Lamp Bracket-Black | Staffa per LED High Bay ASTRO X-X2-V3-V4-F-F2 200W - Nero

BRACKETV4X2F2A



Soporte para Campana LED ASTRO V4-X2-F2 100W/150W - Negro | Soporte para LED High Bay ASTRO V4-X2-F2 100W/150W - Preto | LED ASTRO V4-X2-F2 100W/150W High Bay Lamp Bracket-Black | Staffa per LED High Bay ASTRO V4-X2-F2 100W/150W - Nero

BRACKETV4X2F2B



Soporte para Campana LED ASTRO V4-X2-F2 200W - Negro | Soporte para LED High Bay ASTRO V4-X2-F2 200W - Preto | LED ASTRO V4-X2-F2 200W High Bay Lamp Bracket - Black | Staffa per LED High Bay ASTRO V4-X2-F2 200W - Nero

BRACKETV5F3



Soporte para Campana LED ASTRO V5-F3 - Negro | Soporte para ASTRO V5-F3 LED High Bay - Preto | LED ASTRO V5 - F3 High Bay Lamp Bracket - Black | Staffa per LED High Bay ASTRO V5-F3 - Nero

BRACKETV6M



Soporte para campana LED ASTRO V6 Negro (100/150W) | | Bracket for ASTRO V6 LED High Bay Black (100/150W) |

BRACKETV6L



Soporte para campana LED ASTRO V6 Negro (200W) | | Bracket for ASTRO V6 LED High Bay Black (200W) |

Gas Station Acces

GSCONT



Control Remoto para sensor Gas Station | Controlò remoto para sensor de bomba de gasolina | Remote control for Gas Station sensor | Telecomando per sensore stazione di servizio

LINEAR BRACKET

BRACKETLINEAR



Soporte para Campana LED LINEARFDL | Suporte para LED High Bay LINEARFDL | LINEARFDL LED High Bay Lamp Bracket | Supporto per LED High Bay LINEARFDL

BRACKETLINEARV2



Soporte para Campana LED LINEARFDL V2 | Bracket for LINEARFDL V2 LED High Bay |

